

myobrace®

Orthodontics
without braces



APPLIANCE CATALOGUE

www.myoresearch.com

myobrace®

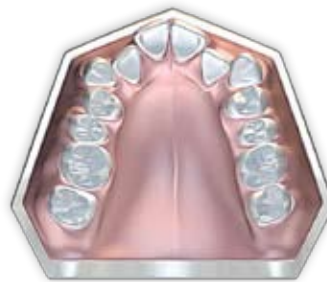
Myofunctional orthodontics

Over the last 20 years Myofunctional Research Co. (MRC) have developed orthodontic appliances to improve the dental and facial development of children from 5-15 years of age, using myofunctional orthodontic techniques instead of traditional orthodontics. This technique not only straightens teeth (often without braces) but also treats the causes of crooked teeth and incorrect jaw development.

75% of growing children have malocclusion and incorrect facial development. Soft Tissue Dysfunction is the major cause.

What causes orthodontic problems

The majority of our children will develop crowded teeth and incorrect jaw alignment. Comprehensive research has shown that mouth breathing, tongue thrusting, reverse swallowing and thumb sucking – known as incorrect myofunctional habits – are the real causes of malocclusion. These habits limit the child's cranio-facial development - resulting in orthodontic problems.



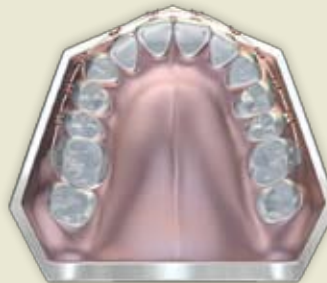
Incorrect tongue position restricts development of the maxilla causing crowding.



Reverse swallow restricts mandibular development causing crowding.

Limitations of orthodontic treatment with braces

The orthodontic profession now recognises that although braces can align teeth effectively, maintaining this alignment requires permanent retainers for life. In addition, research has found that damage to the roots (root resorption) occurs in virtually every case. Parents are increasingly questioning the effectiveness and safety of orthodontic treatment with braces.



Treatment with braces.



Permanent fixed retainer.

How Myobrace® works

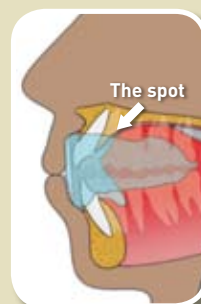
MRC has pioneered the use of appliances to correct myofunctional habits in growing children and has proven success in orthodontic correction without braces.* This treatment can also lead to better facial development in growing children. The key to this treatment is correcting the position and function of the tongue, obtaining correct nose breathing and retraining the oral muscles to function correctly.

Myobrace® appliances effectively train the tongue to position correctly in the upper jaw, retrain oral musculature and exert light forces to expand the jaws and align the teeth.

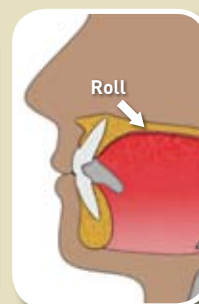
Goals of treatment:

- Correct nasal breathing.
- Correct function of oral-facial musculature.
- Correct arch form and tooth alignment.

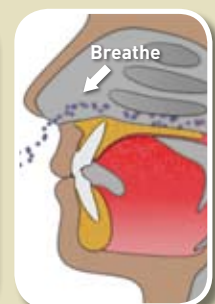
The Myobrace trains the tongue to position correctly, encourages correct swallowing and breathing patterns. The effect of the correct tongue position and *Dynamicore*® corrects arch form and improves tooth alignment.



Correct rest position



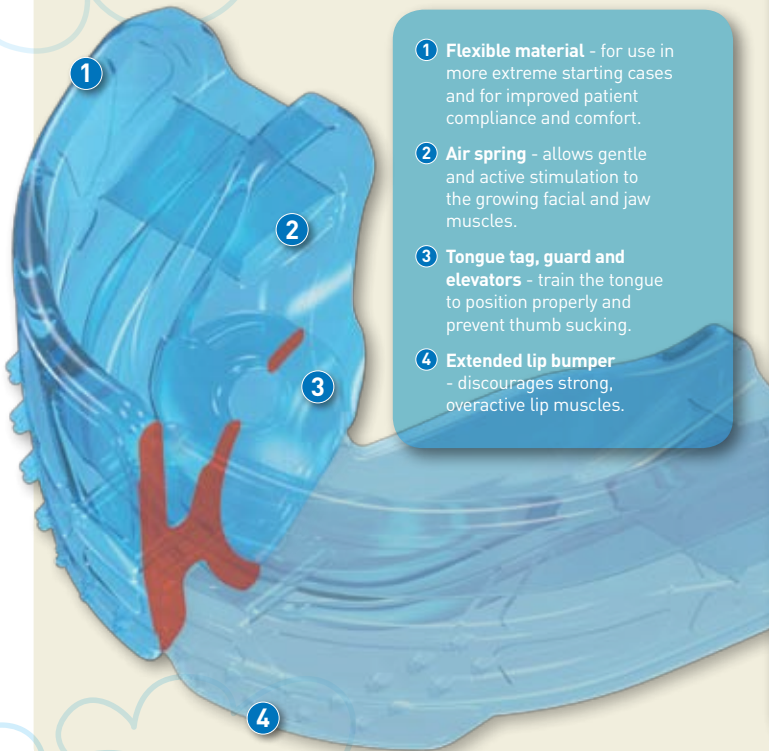
Correct swallowing pattern



Breathing awareness

* Visit www.myoresearch.com to view research.

Myobrace for Juniors™




- ① **Flexible material** - for use in more extreme starting cases and for improved patient compliance and comfort.
- ② **Air spring** - allows gentle and active stimulation to the growing facial and jaw muscles.
- ③ **Tongue tag, guard and elevators** - train the tongue to position properly and prevent thumb sucking.
- ④ **Extended lip bumper** - discourages strong, overactive lip muscles.

Primary dentition

Myobrace for Juniors™ is a three-stage appliance system designed specifically to correct poor oral habits while treating upper and lower jaw development problems. *Myobrace for Juniors™* is most effective in the primary dentition from as early as three years of age.

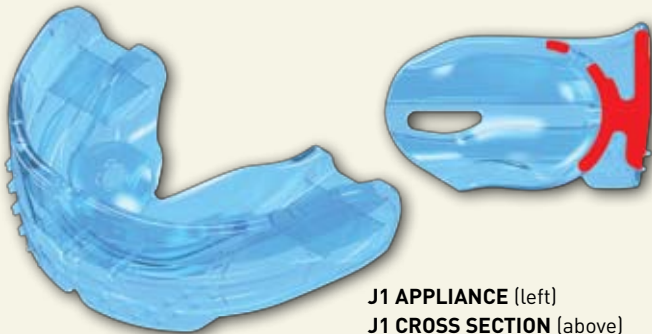
Designed for:

- Exercising jaw muscles.
- Encouraging correct chewing.
- Training correct nasal breathing.
- Correcting tongue position.
- Replacing pacifier / dummy.
- Improving arch development.



HABIT CORRECTION

STAGE 1



J1 APPLIANCE (left)
J1 CROSS SECTION (above)

MYOBACE® J1

The *J1* provides habit correction. The *J1* is made of flexible silicone to readily adapt to any arch-form and malocclusion.

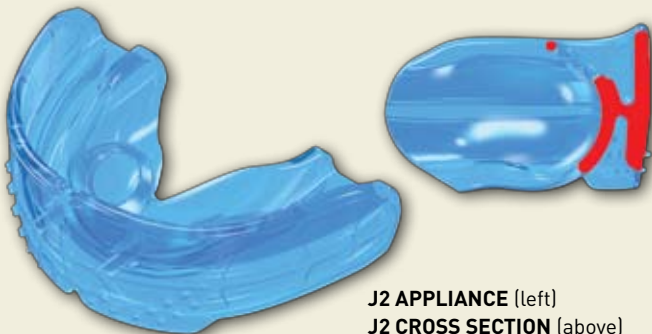
It features anterior and posterior air springs that improve muscle function for children in the primary dentition.

The *J1* is a single-size appliance available in pink and blue.



ARCH DEVELOPMENT

STAGE 2



J2 APPLIANCE (left)
J2 CROSS SECTION (above)

MYOBACE® J2

The *J2* provides arch development as well as habit correction.


The *J2* is made of medium-hardness material which assists in widening and developing the jaws.

The *J2* is a single-size appliance available in pink and blue.



TOOTH ALIGNMENT AND OCCLUSAL CORRECTION

STAGE 3



J3 APPLIANCE (left)
J3 CROSS SECTION (above)

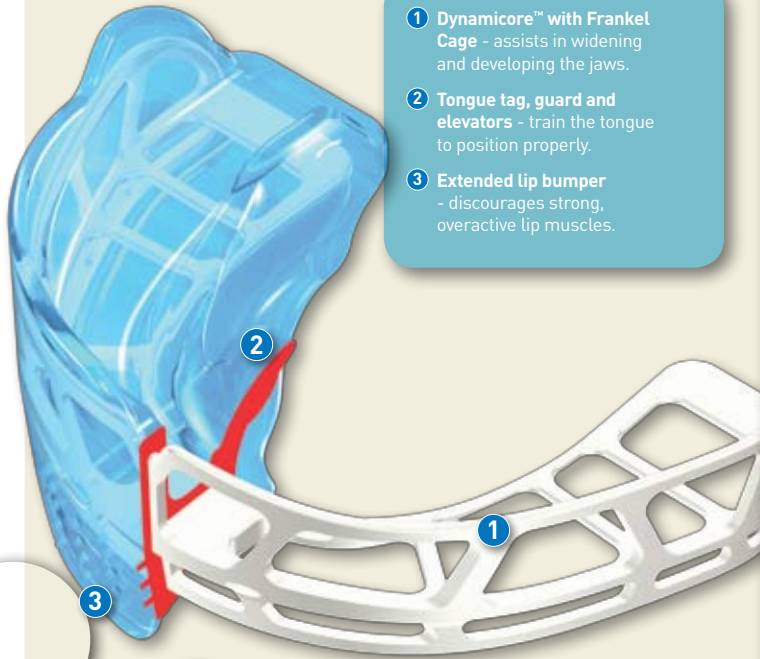
MYOBACE® J3

The *J3* provides continued jaw development and occlusal correction.

The *J3*'s firm polyurethane construction provides excellent tooth alignment and the wider tongue tag finalises tongue position.

The *J3* is a single-size appliance available in pink and blue.


Myobrace for Kids™



- 1 **Dynamicore™ with Frankel Cage** - assists in widening and developing the jaws.
- 2 **Tongue tag, guard and elevators** - train the tongue to position properly.
- 3 **Extended lip bumper** - discourages strong, overactive lip muscles.

mixed Dentition

Myobrace for Kids™ is a three-stage appliance system designed specifically to correct poor oral habits while treating upper and lower jaw development problems. *Myobrace for Kids™* is most effective when a child's permanent teeth are coming through (ages 5 to 8) and is available in three sizes.




Designed for:

- Class II Division 1 + 2 malocclusion.
- Anterior (upper + lower) crowding.
- Deep bite.
- Open bite.



HABIT CORRECTION

STAGE 1



K1 APPLIANCE (left)
K1 CROSS SECTION (above)

MYOBACE® K1

The *K1* provides habit correction.


The *K1* is made of flexible silicone to adapt to any arch-form and poorly-aligned teeth. Its flexible nature also means that it offers improved retention for night-time use.

The *K1* is available in three sizes and comes in pink and blue.



ARCH DEVELOPMENT

STAGE 2



K2 APPLIANCE (left)
K2 CROSS SECTION (above)

MYOBACE® K2

The *K2* provides arch development in addition to habit correction.


The *K2* features *Dynamicore™* with a *Frankel Cage* which assists in developing the arch-form and improving the dental alignment.

The *K2* is available in three sizes and comes in pink, blue and clear.



FINAL ALIGNMENT AND RETENTION

STAGE 3



K3 APPLIANCE (left)
K3 CROSS SECTION (above)

MYOBACE® K3

The *K3* provides final alignment and retention.

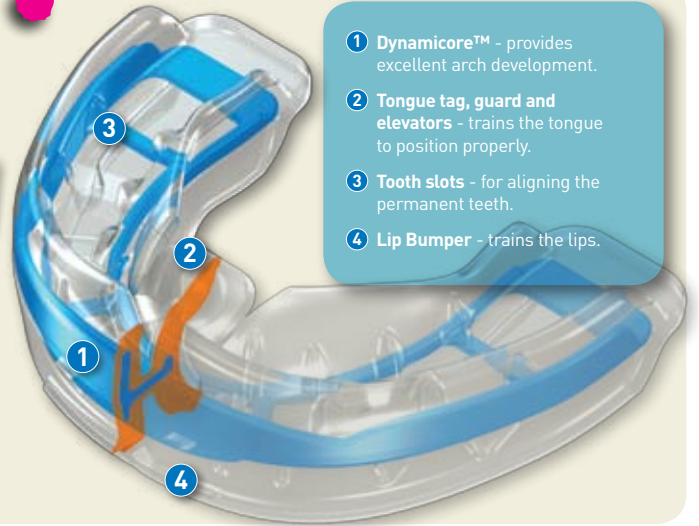
The *K3*'s firm polyurethane construction provides excellent tooth alignment and retention. The hollow tongue tag finalises tongue position.

The *K3* is available in three sizes and comes in pink and blue.

DEVELOPING PERMANENT DENTITION

Myobrace for Teens™

Myobrace for Teens™ is a four-stage appliance system designed for habit correction, arch development and tooth alignment. The *Myobrace for Teens™* is most effective in the developing-permanent dentition stages when the teeth are erupting (ages 12 to 15+) and has multiple sizes.



- 1 **Dynamicore™** - provides excellent arch development.
- 2 **Tongue tag, guard and elevators** - trains the tongue to position properly.
- 3 **Tooth slots** - for aligning the permanent teeth.
- 4 **Lip Bumper** - trains the lips.



HABIT CORRECTION

STAGE 1



T1 APPLIANCE (left)
T1 CROSS SECTION (above)

MYOBACE® T1

The *T1* provides habit correction and initial dental alignment.


The *T1* is made of soft and flexible material to adapt to a wide range of arch forms and poorly aligned teeth. The soft material allows for better retention and comfort in the initial stages of treatment.

The *T1* is available in seven sizes.



ARCH DEVELOPMENT

STAGE 2



T2 APPLIANCE (left)
T2 CROSS SECTION (above)

MYOBACE® T2

The *T2* provides arch development and continued habit correction.

The *T2* features *Dynamicore™* to assist in developing the arch-form which provides more space for the erupting dentition.

The *T2* is a single-sized appliance.



FINAL ALIGNMENT

STAGE 3



T3 APPLIANCE (left)
T3 CROSS SECTION (above)

MYOBACE® T3


The *T3* provides individual tooth alignment in addition to further arch development and habit correction. The *T3* features *Dynamicore™* to assist in developing the arch-form which provides more space for the erupting dentition. The tooth slots separate and align the anterior teeth.

The *T3* is available in seven sizes.



RETENTION

STAGE 4



T4 APPLIANCE (left)
T4 CROSS SECTION (above)

MYOBACE® T4

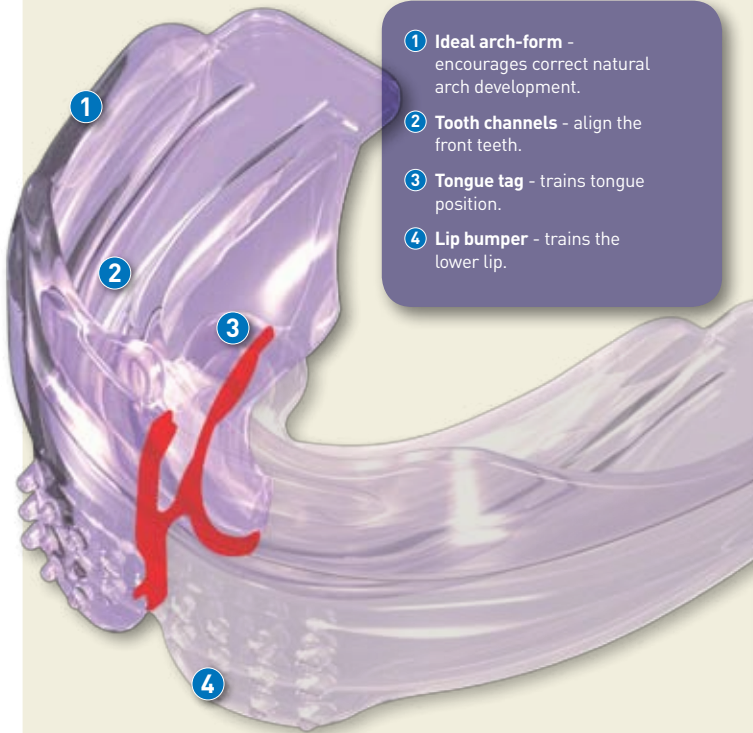
The *T4* provides final alignment of the teeth and jaws.

The *T4*'s firm polyurethane construction also provides excellent retention.

The hollow tongue tag encourages final tongue position.

The *T4* is available in regular and large.

Myobrace for Adults™



- ① **Ideal arch-form** - encourages correct natural arch development.
- ② **Tooth channels** - align the front teeth.
- ③ **Tongue tag** - trains tongue position.
- ④ **Lip bumper** - trains the lower lip.

PERMANENT DENTITION

Myobrace for Adults™ is a three-stage appliance system available in regular and large sizes.

The series incorporates many of *MRC's* proven appliance design principles, including features that correct poor oral habits, along with other design characteristics to treat malocclusion in adults.

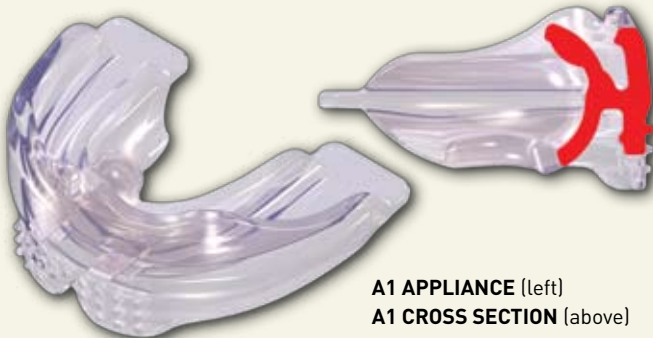
Designed for:

- Treating malocclusion in adult patients.
- Mild to medium upper and lower anterior crowding.
- Treatment of relapse of anterior alignment after orthodontic treatment with braces.
- Moderate Class II Division 1 and Division 2.

A¹

HABIT CORRECTION

STAGE 1



A1 APPLIANCE (left)
A1 CROSS SECTION (above)

MYOBACE® A1

The A1 provides habit correction and initial dental alignment.


The A1 is made of soft and flexible material to adapt to a wide range of arch forms and poorly aligned teeth. The soft material allows for better retention and comfort in the initial stages of treatment.

The A1 is available in regular and large.

A²

ARCH DEVELOPMENT

STAGE 2



A2 APPLIANCE (left)
A2 CROSS SECTION (above)

MYOBACE® A2

The A2 provides arch development as well as habit correction and dental alignment.

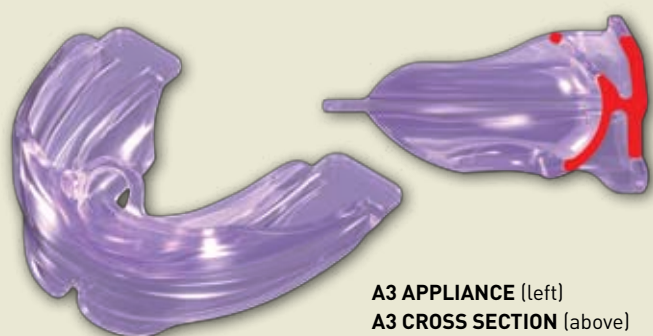
The A2 is made of medium-hardness polyurethane and provides arch development and puts small force on the teeth for improved dental alignment.

The A2 is available in regular and large.

A³

FINAL ALIGNMENT AND RETENTION

STAGE 3



A3 APPLIANCE (left)
A3 CROSS SECTION (above)

MYOBACE® A3

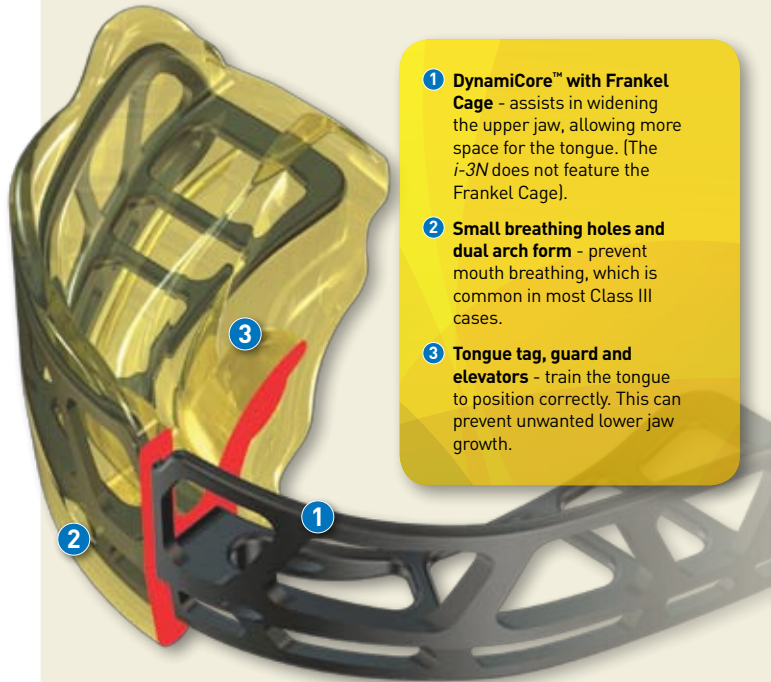
The A3 provides final alignment and retention.

The A3's firm polyurethane construction provides excellent tooth alignment and retention.

The hollow tongue tag finalises tongue position and improves habit correction.

The A3 is available in regular and large.

Myobrace for Interceptive Class III™



- 1 **DynamiCore™ with Frankel Cage** - assists in widening the upper jaw, allowing more space for the tongue. (The *i-3N* does not feature the Frankel Cage).
- 2 **Small breathing holes and dual arch form** - prevent mouth breathing, which is common in most Class III cases.
- 3 **Tongue tag, guard and elevators** - train the tongue to position correctly. This can prevent unwanted lower jaw growth.

MIXED DENTITION CIII

Myobrace Interceptive Class III™ is a three-stage appliance system designed specifically to correct poor oral habits while limiting the excessive lower jaw development problems commonly associated with patients who have Class III malocclusion.

The *Myobrace Interceptive Class III™* is most effective before a child's permanent teeth are coming through (ages 5 to 8) and is available in three sizes.

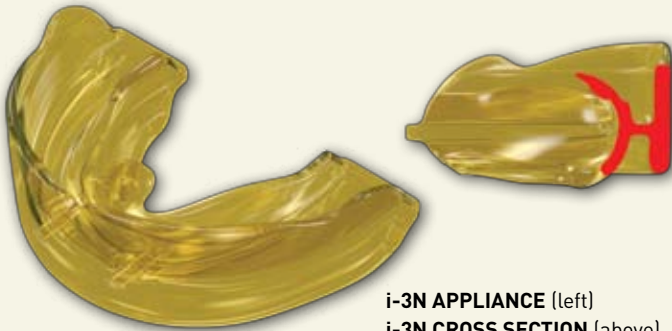
Designed for:

- Treating Class III malocclusion in the mixed dentition.
- Training correct nasal breathing.
- Correcting tongue position.

i-3^N

HABIT CORRECTION

STAGE 1



i-3N APPLIANCE (left)
i-3N CROSS SECTION (above)

MYOBACE® i-3N

The *i-3N* provides habit correction.

The *i-3N* is made of flexible silicone to adapt to any arch-form and poorly-aligned teeth. Its flexible nature also means that it offers improved retention for night-time use.

The *i-3N* is available in three sizes, in yellow or clear.

i-3[®]

ARCH DEVELOPMENT

STAGE 2



i-3[®] APPLIANCE (left)
i-3[®] CROSS SECTION (above)

MYOBACE® i-3[®]

The *i-3[®]* provides arch development in addition to habit correction.

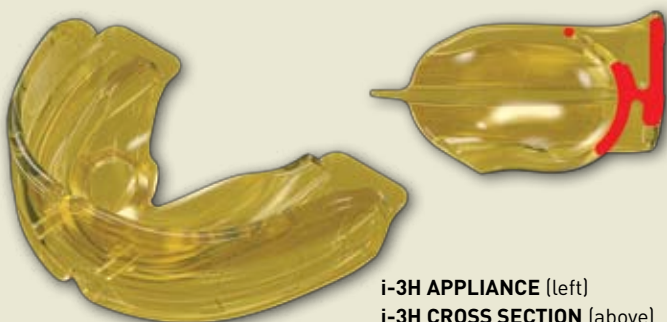
The *i-3[®]* features *DynamiCore™* with a *Frankel Cage* which assists in developing the arch-form and improving the dental alignment.

The *i-3[®]* is available in three sizes, in yellow or clear.

i-3^H

FINAL ALIGNMENT AND RETENTION

STAGE 3



i-3H APPLIANCE (left)
i-3H CROSS SECTION (above)

MYOBACE® i-3H

The *i-3H* provides final alignment and retention.

The *i-3H's* firm polyurethane construction provides excellent tooth alignment and retention. The hollow tongue tag finalises tongue position.

The *i-3H* is available in three sizes.

GETTING STARTED

Step 1 - Research

Your first step is to review myoresearch.com. On this website you'll find detailed information on myofunctional orthodontics and *MRC's* appliance systems. This will allow you to start treating cases.

Step 2 - Contact an MRC representative

Contact your nearest *MRC* representative to get further information about the appliances and treatment methods. They can also provide you with information about *MRC's* courses along with giving you access to doctor, staff and patient education media.

Step 3 - Attend a course

Our courses will equip you with the ability to treat a wider range of cases and achieve better patient compliance - all while experiencing increased profitability. Attending one of our courses will give you a new and profitable technique that can be applied to any case.



Attend one of MRC's seminars for hands-on training

Millions of growing children have malocclusion. It is no longer viable to maintain orthodontic results with retainers for life or re-treatment. Myofunctional orthodontics is the only way forward and *MRC's* seminars will show you the way.

Learn about appliance selection from experienced practitioners and gain valuable insight into the diagnosis and treatment of malocclusion using *MRC's* appliances.

If you'd like to get started using *MRC's* appliances please contact your nearest *MRC* representative, or visit myoresearch.com.

MYOBRACE CERTIFIED PROVIDER™ PROGRAM

The *Myobrace Certified Provider™* Program has been developed for dentists and orthodontists who would like a streamlined process for introducing myofunctional orthodontics into their practice. The program's network is comprised of dentists and orthodontists from around the world who are united in the common desire to provide comprehensive and high-quality myofunctional orthodontic care to their patients. *Myobrace Certified Providers™* are given access to *MRC's* own clinically developed educational and marketing tools.

Why become a Myobrace Certified Provider™?

- Treat a wider range of patients.
- Increase patient flow in your practice.
- Less chair-side time required.
- Financial benefits for you and your patients.



For more info visit www.myoresearch.com or contact an MRC representative

AUSTRALIA - HEAD OFFICE:

44 Siganto Drive Helensvale QLD 4212
australia.hq@myoresearch.com
Tel: 61 7 5573 5999 Fax: 61 7 5573 6333

EUROPE:

Gompenstraat 21c 5145 RM Waalwijk The Netherlands
europe.hq@myoresearch.nl
Tel: 31 416 651 696 Fax: 31 416 652 745

USA:

9267 Charles Smith Avenue Rancho Cucamonga CA 91730
usa.hq@myoresearch.com
Tel: 1 909 587 4940 Fax: 1 909 945 3332



For more information, visit www.myoresearch.com
MYOBRACE® BY MYOFUNCTIONAL RESEARCH CO.